
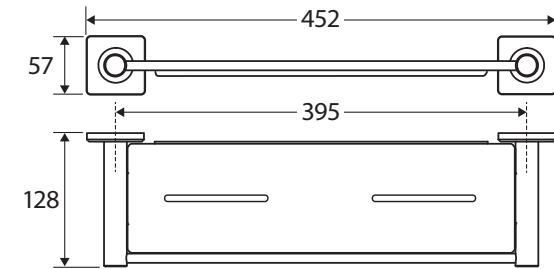
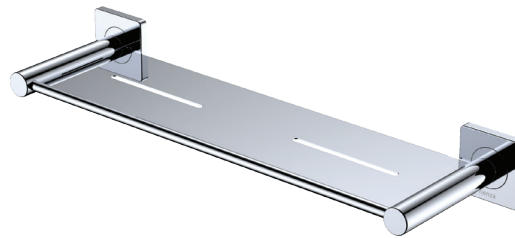


Sansa® SHOWER SHELF








Features

- Soft square cover plates
- Super strong 4-point wall mount
- Drain channels
- Fully concealed fixings
- Made from zinc and stainless steel
- Hex key used in installation

Please Note: These products may have a visible Fienza or Watermark logo.



Available in

			
Electroplated Chrome 83207	Electroplated Matte White 83207MW	Electroplated Matte Black 83207MB	
			
PVD Brushed Nickel 83207BN	PVD Gun Metal 83207GM	PVD Brushed Copper 83207CO	PVD Urban Brass 83207UB

Cleaning & Care

- Regularly clean with mild soapy water using a microfibre cloth.
- In highly polluted or coastal locations, we recommend cleaning 2-3 times per week.
- Do not use harsh detergents, bleach, cream cleaners or citrus based cleaners. These substances are abrasive and will damage the surface.
- Do not use undue pressure and wipe in one direction only

We aim to ensure that specifications are correct at the time of publication. All measurements are shown in millimetres. Always use measurements of actual product received for final specification as the technical drawing may contain differences. Due to printing limitations, physical colour may vary from the image shown. Fienza reserves the right to make modifications without prior notice.