


ASSIST GRAB RAIL
SHOWER GRAB RAIL(L&R OPTIONS)
STAINLESS STEEL

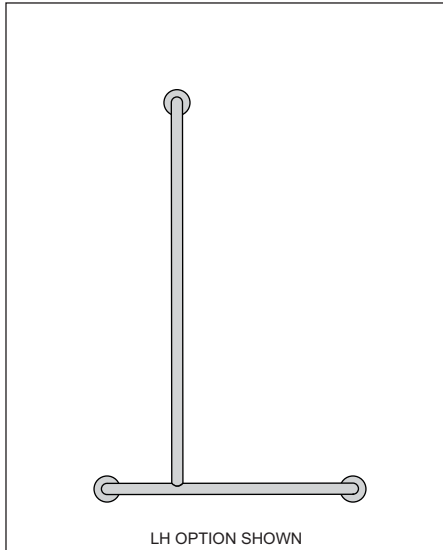


When correctly installed this product is compliant with AS1428.1 - Design for Access and Mobility



ASSIST GRAB RAILS

SHOWER GRAB RAIL



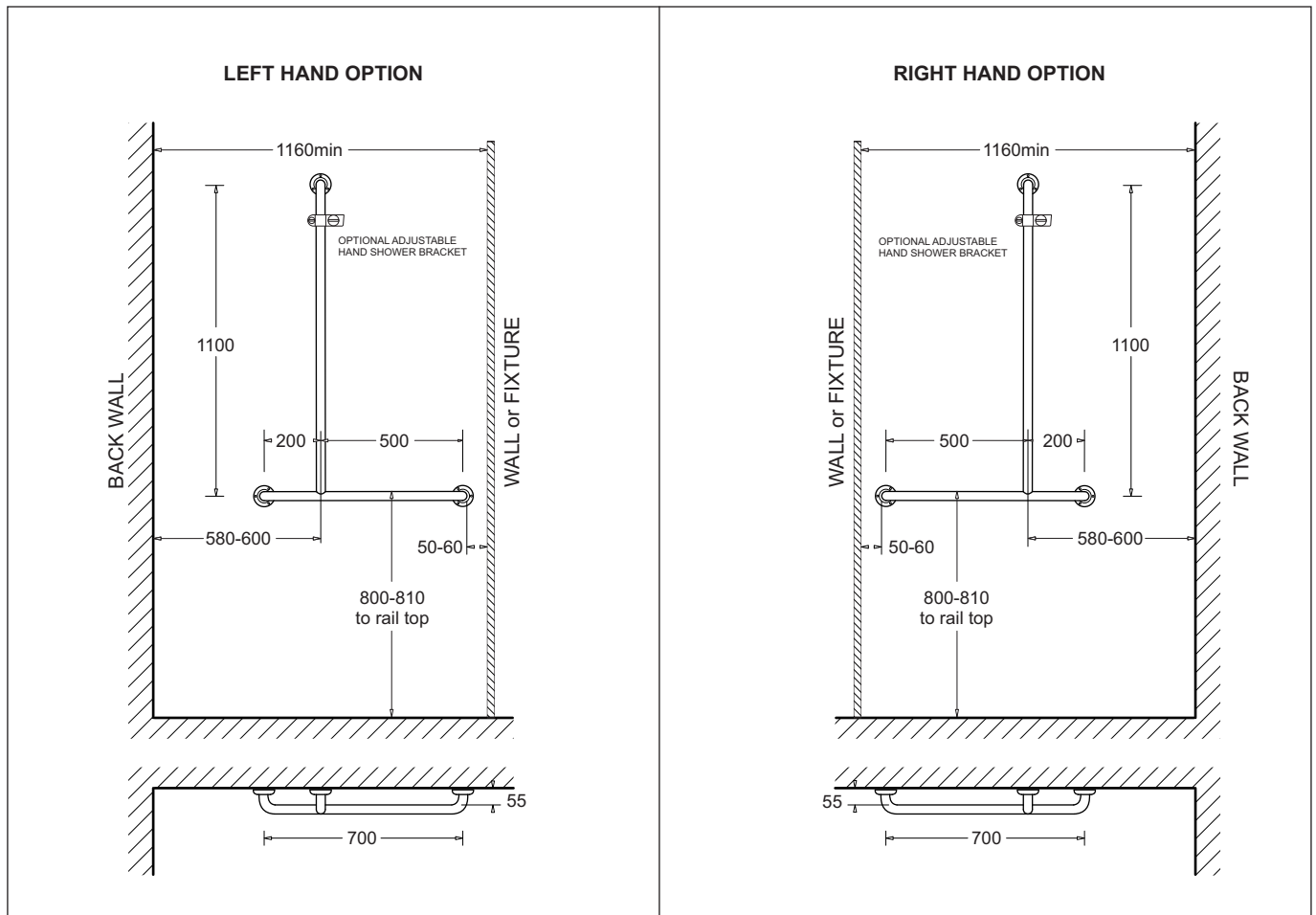
- Provides sturdy hand grip support in showers or for general purpose assistance
- Quality construction in satin finished 304 stainless steel
- Suitable for installation in domestic or commercial installations
- 32mm diameter rail for comfortable grip
- Left/Right installation options available
- Secure concealed flange fixing system

Provided		
Item	Description	Code
Grab Rail	Shower Grab Rail - Left Hand	BR7011L
Grab Rail	Shower Grab Rail - Right Hand	BR7011R

Optional		
Bracket	Clip-on Hand Shower Bracket	



ARRANGEMENT DRAWINGS SHOWING KEY DIMENSIONS AND INSTALLATION REQUIREMENTS FOR AS1428.1 COMPLIANCE



All dimensions are in millimetres and are subject to normal manufacturing variation.
As product development is ongoing BPA reserves the right to vary specifications without notice.
Bathroom Products Australia P/L ABN 87 079 297 617